

Bike Safety Quiz

When should you wear your helmet?

- A. Every time you ride
- B. Only on the street
- C. Only on the way to school

Which way should you ride with traffic?

- A. With traffic
- B. Against traffic (facing the traffic)




A bicycle built with one seat should carry how many riders?

- A. One
- B. Two
- C. Three

The best way to be seen on a bike is:

- A. Wear a dark jacket
- B. Wear a hat
- C. Wear bright or reflective clothing

Which of the following is the shape of a stop sign?

- A. This 
- B. This 
- C. This 

Name:

Age:

Hometown:



Proud Program Sponsors:

